


HDW080_002LC

8.0 Inch, 1024*RGB*768, 16.7M Colors, IPS screen

Capacitive Touch, HDMI interface display



Note: The physical picture is a left and right flip picture

● Display

Item	Parameter	Description
Color	16.7M(16777216)colors	24 bit color 8R8G8B
Panel Type	IPS	IPS TFT LCM ,wide viewing angle
Viewing Angle	85/85/85/85 (L/R/U/D)	Best View: symmetrical
Active Area(A.A)	162.0mm (W)*121.5mm (H)	1024*768 Pixel
View Area(V.A)	162.6mm (W)*122.2mm (H)	1024*768 Pixel
Resolution	1024*768	Support 0°/90°/180°/270°rotated display
Backlight	LED	≥20000H(Continuous working with maximum brightness, time of the brightness decays to 50%)
Brightness	500nit	-
Note: You can use dynamic screen saver wallpapers to avoid afterimages caused by fixed page display for a long time.		

● Voltage & Current

Item	Description	
Power Voltage	7~36V,typical value of 12V	
Current Parameters	1000mA	VCC=7V (Minimum starting voltage)
	580mA	VCC=12V (Standard supply voltage)
	250mA	VCC=36V (highest voltage)
Recommended power supply: 12V 1A DC		

● Reliability Test

Item	Conditions	Min	Typ	Max	Unit
Working Temperature	60%RH at 12V voltage	-10	25	50	°C
Storage Temperature	-	-20	25	60	°C
Working Humidity	25°C	10%	60%	90%	RH
ESD	Contact discharge: ±6KV; Air discharge: ±8KV (GB/T 17626.2 B level and above)				
RE	CLASS B				

● Interface

Item	Description
Socket	Power interface, HDMI interface
USB interface	Yes (Connect USB Capacitive touch screen)

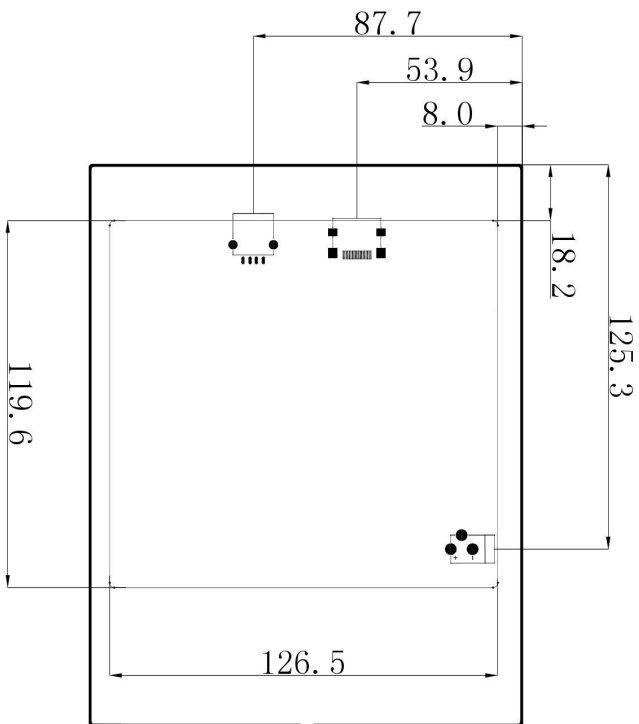
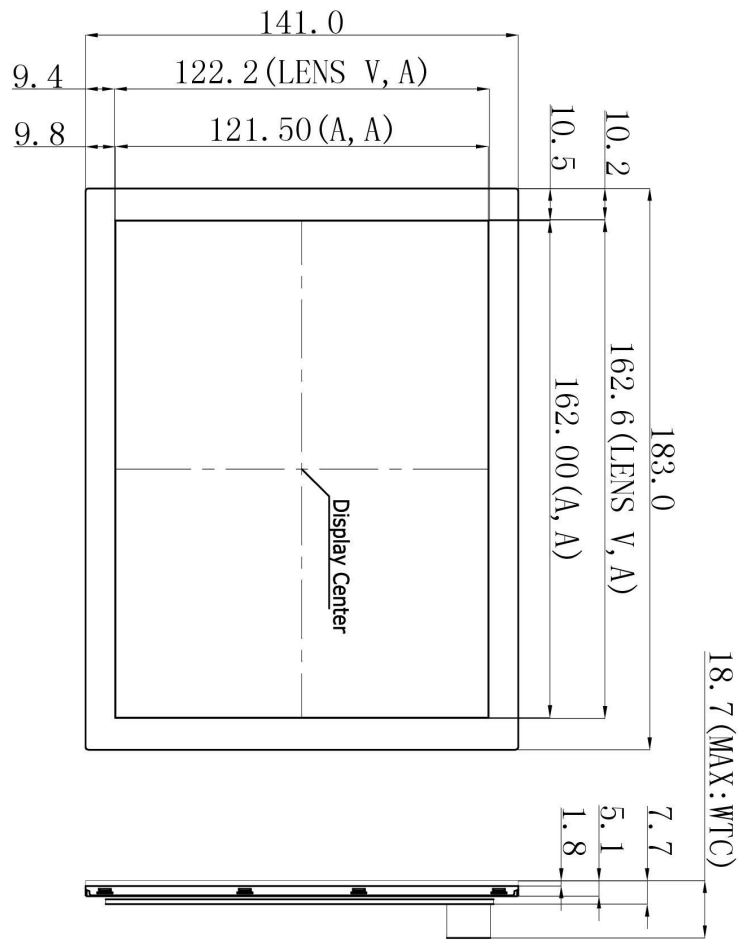
● Peripheral

Peripheral	Capacitive touch panel
------------	------------------------

● Packing Capacity & Dimension

Dimension				
Dimension	183.0(W)*141.0(H)*18.7(T)mm			
Net Weight	340g			
Packing Capacity				
Model	Size	Layer	Quantity/Layer	Quantity(Pcs)
Carton1:	220mm(L)*160mm(W)*47mm (H)	-	-	-
Carton2:	250mm(L)*200mm(W)*80mm (H)	2	1	2
Carton3:	320mm(L)*270mm(W)*80mm (H)	-	-	-
Carton4:	450mm(L)*350mm(W)*300mm(H)	1	16	16
Carton5:	600mm(L)*450mm(W)*300mm(H)	1	30	30

Disclaimer: The product design is subject to alternation and improvement without prior notice.



HM# Name	HM# Description	HM# Name	HM# Description
Part1	TMDS Inboard	Part1	TMDS Clock Shield
Part2	TMDS Inboard Shield	Part2	TMDS Clock
Part3	TMDS Inboard	Part3	EEP
Part4	TMDS Inboard	Part4	HDC Data (Optional, HM# 1.4 with Ethernet)
Part5	TMDS Inboard Shield	Part5	SET/CE Serial Clock for DDC
Part6	TMDS Inboard	Part6	SMV/ZE Serial Data Line for DDC
Part7	TMDS Inboard	Part7	DDC/EEP/HDC ground
Part8	TMDS Inboard Shield	Part8	497 Power/tem. sense
Part9	TMDS Inboard	Part9	HDC Pin# Inboard (V1.1 version) and HDC Data (Optional, HM# 1.4 with Ethernet)
Part10	TMDS Clock		

- 1. Location hole is used as position reference.
 - 2. Unmarked Tolerance is +/-0.3mm
- Active area is marked in Dash lines

Model		HDW080-002LC		DWIN Technologies	
Drawing	A 4	Drawn	J.G	Date	20220119
Scale	1:1	Review		Date	
Unit	MM	Approval		Date	

Record of Revision

Ver	Revise Date	Content	Editor
00	2022-12-22	First Edition	Kaya
01	2024-02-22	EMC hardware upgrade, natural consumption of	YML

Please contact us if you have any questions about the use of this document or our products, or if you would like to know the latest information about our products:

Customer service Tel: +86-400-018-9008

Customer service E-mail: dwinhmi@dwin.com.cn

Website: www.dwin-global.com

DWIN Developer Forum: <https://forums.dwin-global.com/index.php/forums>

Thank you all for continuous support of DWIN, and your approval is the driving force of our progress

DWIN Technologies Technical Document