
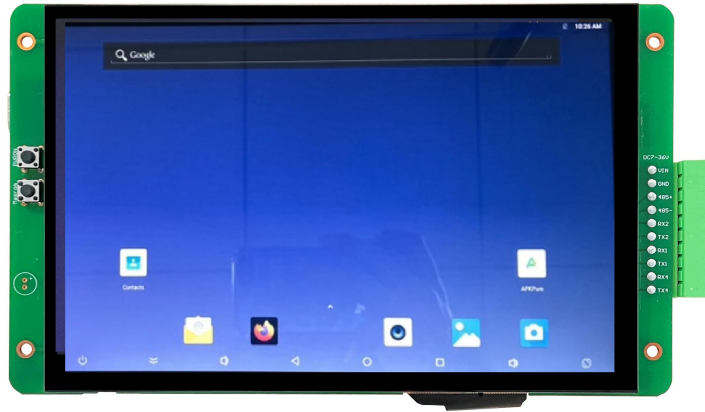


DMG12800T070_34WTC

7.0 Inches, 1280*RGB*800, 16.7M Colors, IPS screen, Capacitive Touch



- Industrial Android intelligent display terminal based on RK3288, running Android 8.1 OS.
- 7.0-inch, 1280*800 pixels resolution, 16.7M colors, IPS-TFT-LCD, capacitive touch panel.
- Compatible with WIFI, bluetooth, microphone, camera and other rich peripherals.
- Available for USB and SD card updates.
- Available for RS232, RS485 and Ethernet port to connect and communicate with external devices.
- Available for downloading Android general apps to realize functions such as WiFi ,wired internet , browsing, music and video playback, data copy, etc

● Master Control Parameters

Item	Description
Motherboard level	Industrial
CPU	RK3288, ARM Cortex-A17, Quad-core
FLASH	8Gbytes EMMC5.0
RAM	2Gbytes DDR3
OS	Android 8.1
Note:Support secondary development. (According to the standard Android interface development)	

● Display Parameters

Item	Data	Description
Color	16.7M(16777216)colors	24 bit color 8R8G8B
LCD type	IPS	IPS process TFT LCM ,wide view angle
Viewing angle	85/85/85/85 (L/R/U/D)	Best view angle: symmetrical
Active area (A.A.)	149.8mm (W)*93.6mm (H)	1280*800
Resolution	1280*800	Support 0°/90°/180°/270°rotated display
Backlight	LED	≥30000H(Time of the brightness decaying to 50% on the condition of continuous working with the maximum brightness)
Brightness	300nit	0~100 grade (When the brightness is adjusted to 1%~30% of the maximum brightness, flickering may occur and is not recommended to use in this range)
Note:You can use dynamic screen saver wallpapers to avoid afterimages caused by fixed page display for a long time.		

● Voltage & Current

Item	Conditions	Min	Typ.	Max	Unit
Power voltage	-	6.0	12.0	36.0	V
Operating current	VCC = +12V, Backlight on	-	360	-	mA
	VCC = +12V, Backlight off	-	100	-	mA
Recommended power supply: 12V 1A DC					

● Reliability Test

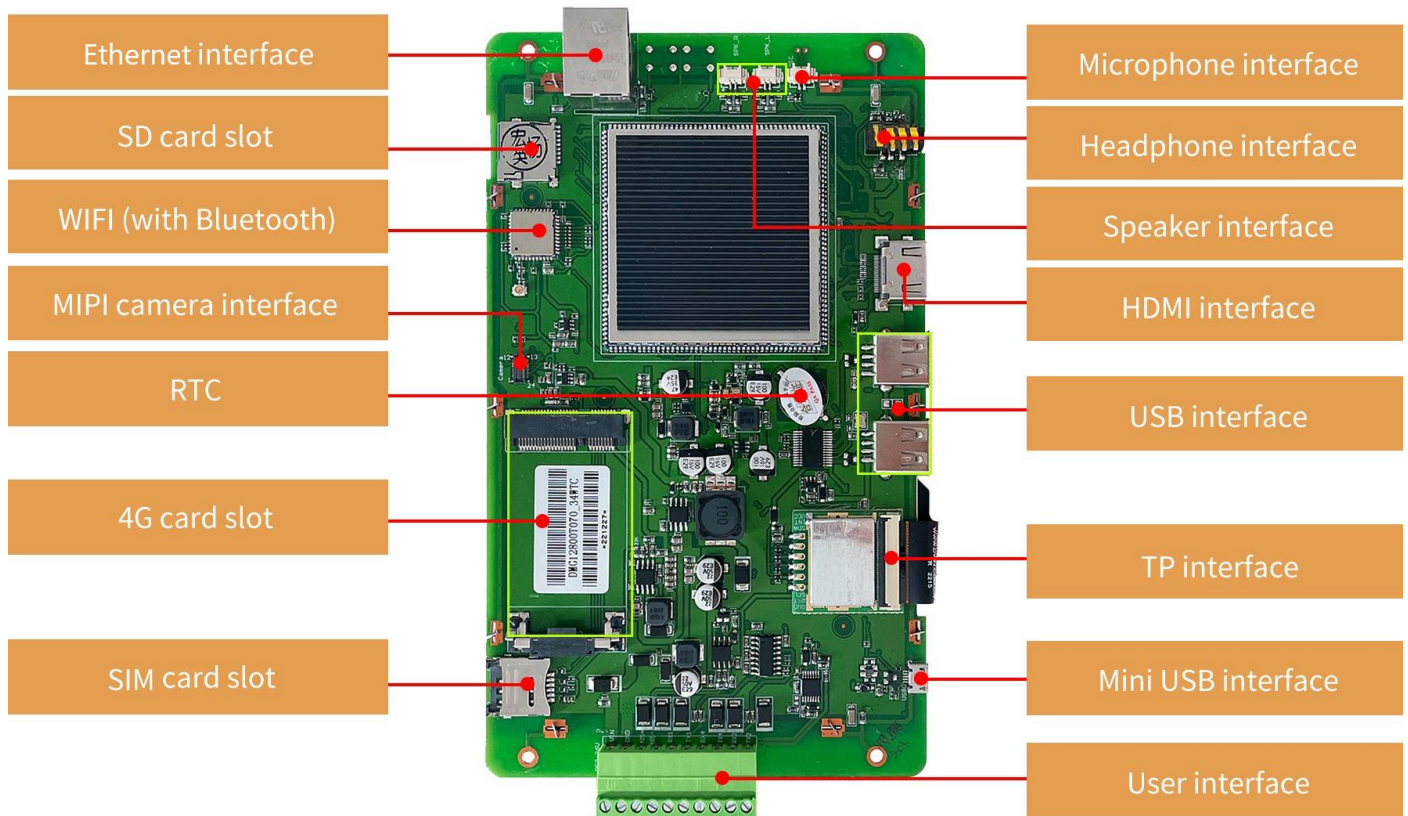
Item	Conditions	Min	Typ.	Max	Unit
Operating temperature	60%RH at 12V voltage	-20	25	70	°C
Storage temperature	-	-30	25	80	°C
Operating humidity	25°C	10%	60%	90%	RH
ESD	Air discharge $\pm 8KV$; Contact discharge $\pm 6KV$				

● Interface Definition

Item	Conditions	Min	Typ.	Max	Unit
UART1/4 baud rate	User Defined	2400	115200	230440	bps
UART output voltage (TXD)	Output 1	-	-13.2	-	V
	Output 0	-	13.2	-	V
UART input voltage (RXD)	Input 1	-	-13.2	-	V
	Input 0	-	13.2	-	V
UART3 baud rate	User Defined	2400	115200	921600	bps
UART output voltage level (V_AB)	Output 1	2.5	5.0	-	V
	Output 0	-	-5.0	-2.5	V
UART input voltage level (V_AB)	Input 1	0	2.5	-	V
	Input 0	-	-2.5	-0.2	V
UART mode	Support TTL/COMS, RS232 or RS485 level				
Interface cable	10Pin_3.81mm Socket				

● Interface Description

Properties	Parameters	Description
COM	2-way RS232	UART1 & UART4
	1-way RS485	UART3
	TTL/COMS	UART2(Debugging interface)
USB interface	3-way	HOST*2, OTG*1
Headphone interface	1-way	3.5mm spacing interface
Speaker interface	2-way	Left & right
Microphone interface	1-way	On board
Camera interface	1-way	Mipi & USB
SIM card slot	1-way	Drawer type card slot
SD card slot	1-way	Drawer type card slot(Max 64G)
Ethernet interface	1-way	10/100Mbps
WIFI interface	1-way	IEEE 802.11Bb/g/n,2.4G, Bluetooth
4G module	Not configured	With reserved interface, customizable to add
HDMI interface	1-way	HDMI interface

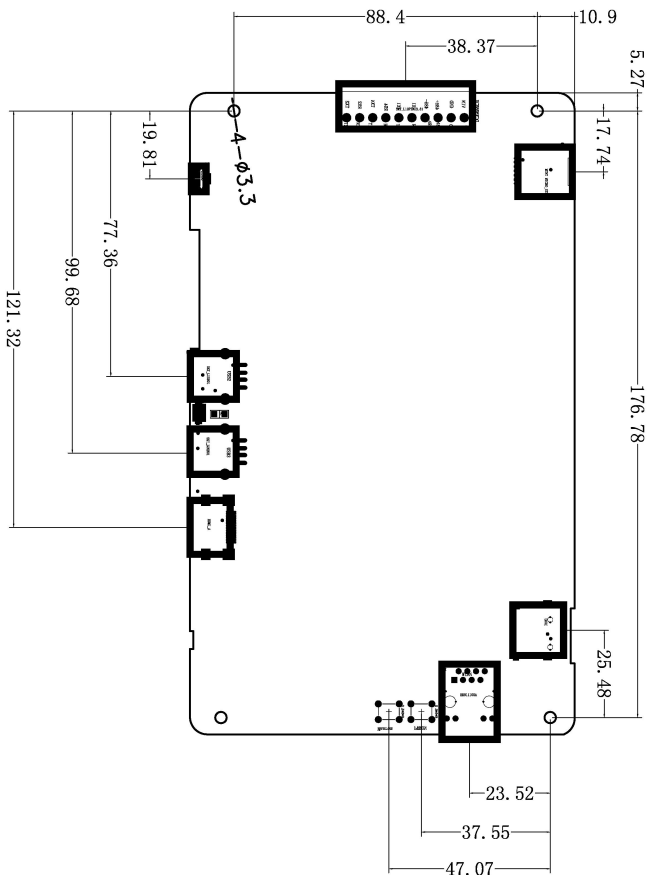
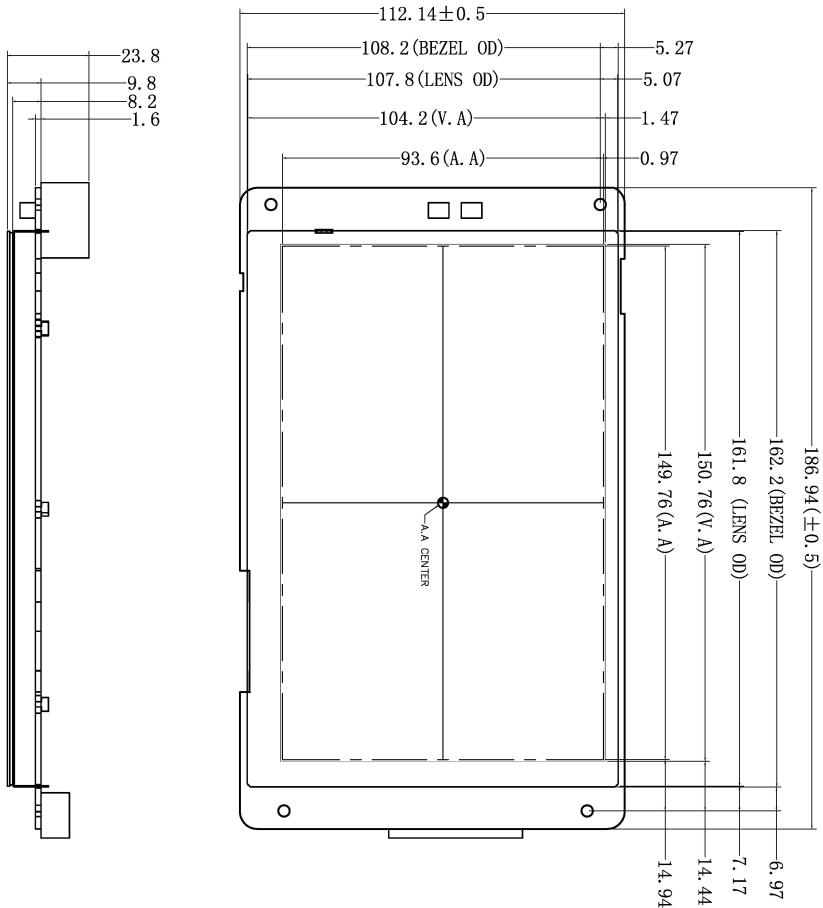


Packing Capacity & Dimension

Dimension				
Dimension	186.9(W)*112.1(H)*23.8(T)mm			
Net Weight	330g			
Packing Capacity				
Model	CartonSize	Layer	Quantity/Layer	Quantity(Pcs)
Carton1:	220mm(L)*160mm(W)*47mm (H)	-	-	-
Carton2:	250mm(L)*200mm(W)*80mm (H)	2	1	2
Carton3:	320mm(L)*270mm(W)*80mm (H)	4	1	4
Carton4:	450mm(L)*350mm(W)*300mm(H)	1	20	20
Carton5:	600mm(L)*450mm(W)*300mm(H)	1	34	34

Disclaimer: the data is for reference only and the information of product design that do not affect performance parameters and utilization is subject to alternation without prior notice.

DWIN Technology Technical Document



Name	Pin#	Type	Description
VIN	1	P	Power Input
GND	2	0	(GND)
485+	3	A	485+
485-	4	B	485-
RX1	5	I	UART 1 DIN
TX1	6	O	UART 1 DOUT
RX4	7	I	UART 4 DIN
TX4	8	O	UART 4 DOUT
RX2	9	I	UART 2 DIN
TX2	10	O	UART 2 DOUT

1. Location hole is used as position reference.
 2. Unmarked Tolerance is +/-0.3mm
- Active area is marked in Dash lines

Model	DMG12800T070_34WTC			DWIN Technologies
Drawing	A 4	Drawn	DWIN	
Scale	1 : 1	Review		
Unit	MM	Approval		
		Date	2023.07.11	

● Revision Records

Version	Revise Date	Content	Editor
00	2021-10-12	First Edition	QC department
01	2022-12-09	Properties, Package information and Format Update	YML
02	2023-7-11	PCB board and CAD update	

Please contact us if you have any questions about the use of this document or our products, or if you would like to know the latest information about our products:

Customer service Tel: +86-400-018-9008

Customer service E-mail: dwinhmi@dwin.com.cn

Website: www.dwin-global.com

DWIN Developer Forum: <https://forums.dwin-global.com/index.php/forums>

Thank you all for continuous support of DWIN, and your approval is the driving force of our progress!